

Readers


Dear customers, your use of the broadcasting company speaker series. We would like to extend my heartfelt thanks to all of the Company manufactured products have been tested before, the commitment to keep its quality. Loud - speakers broadcast Pan-for hotels, commercial buildings, supermarkets, schools, leisure and entertainment venues, is your ideal choice. For your installation, commissioning and use of this product, the installation please read this note.

Safety Tips

- Please be sure to use the former reading detailed notes.
- Really pay attention to this manual and a safety with the important warning.
- Recommend that you keep this manual for future reference.

Common warning signs and security

The manual shown warning signs and security is to prevent the improper operation due to personal injury arising from the loss of property, please read before using this product must understand that this manual security symbols and Warning to indicate fully aware of potential risks.

| |
|--|
|  Warning Such as the inappropriate use of staff will cause injury, death and property damage. |
|--|

When installed loudspeakers

- Restricted by the provisions of the speakers on the voltage, such as the use of high voltage may cause electric shock or fire disaster. Is no pruning, distorted, or replacement of damaged wires.
- Avoid instability in the installation or set up speakers, such as shaking the table or flat surface, the speaker can avoid falling caused personal injury or property damage.
- Speakers will be installed in support of the speaker or the weight of a solid shelf. Speaker swap can be avoided caused personal injury or property damage.
- Wet hands must not be admitted into or plugs, may lead to electric shocks.
- The allocation of plugs, make sure that pull plugs, rather than pull wires. The use of a damaged power line of machinery may cause fire or electric shock.
- Mobile speaker, you plug the prior allocated. If the speaker and plugs may be moving together will cause fire or electric shock. For plugs, identified as plugs for grip.
- Will not be allowed to speakers on the vent cover. May cause internal heating caused by the fire.

itc

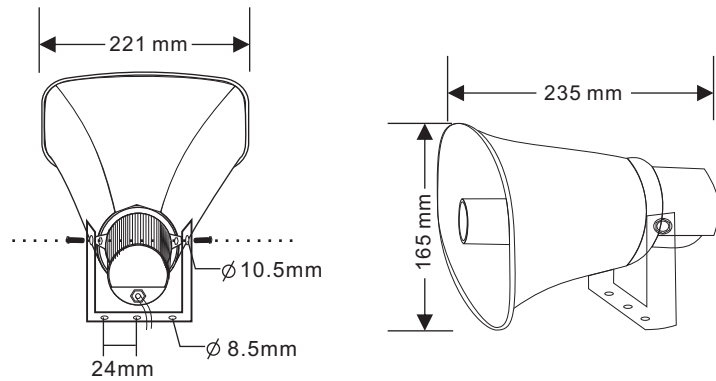
HORN SPEAKER



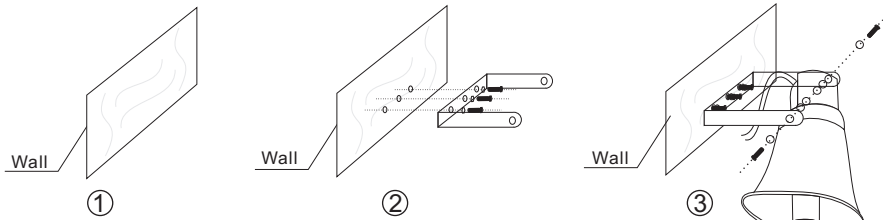
T-720B

OWNER'S MANUAL

Dimension



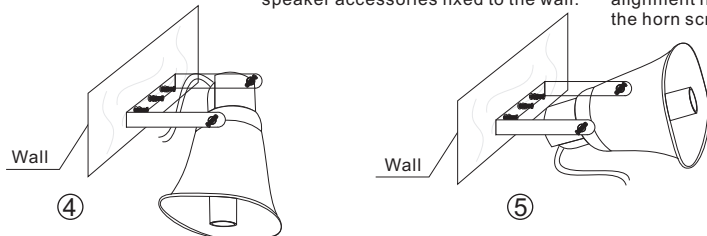
Installation



1. Speaker weight of 1.6Kg, must be chosen solid body by force, to avoid unstable speakers falling or injuries.

2. Use of measuring tools, measure parts speakers three hole size and spacing of holes from, and selection in line with the screw hole, fortunately, speaker accessories fixed to the wall.

3. The horn gently into the accessories have been installed on the walls, the speakers on both sides of pore spaces and the walls of two other parts of the alignment holes. selected in line with the horn screw hole bit, fixed.



4. Figure, a 90-degree vertical installation fixed in the wall. Such as the need to change the security point of view can be moved loaded speakers.

5. Figure used to change the installation point of view, Installation of speakers.

Specifications

| | |
|-----------------|--|
| Model | T-720B |
| Power Taps@100V | 15W,7.5W |
| Power Taps@70V | 7.5W,3.75W |
| Impedance | Black:COM White:1.3K Ω Green:670 Ω |
| SPL(1W/1M) | 103dB \pm 3dB |
| Freq Response | 250-8KHz |
| Dimensions | 221X235X165mm |
| Weight | 1.6Kg |

Label stickers

